

GLOBAL PEACE INDEX

2017



HIGHLIGHTS

**MEASURING PEACE IN
A COMPLEX WORLD**


GLOBAL PEACE INDEX

**INSTITUTE FOR
ECONOMICS
& PEACE**

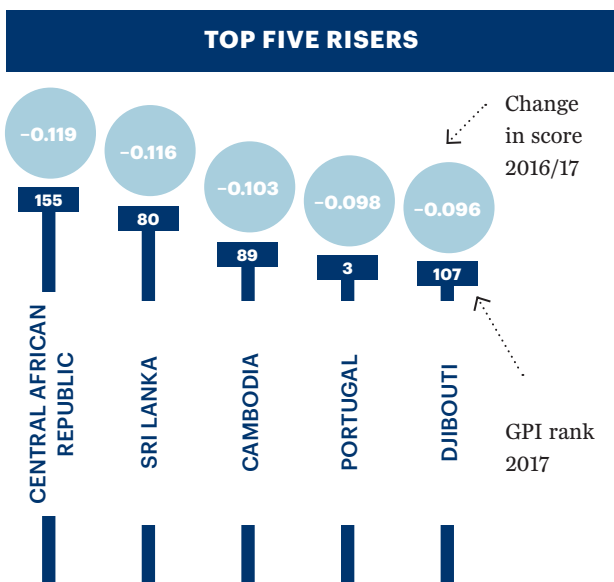
2017 GLOBAL PEACE INDEX

MEASURING PEACE IN A COMPLEX WORLD

This is the eleventh edition of the Global Peace Index (GPI), which ranks 163 independent states and territories according to their level of peacefulness. Produced by the Institute for Economics and Peace (IEP), the GPI is the world's leading measure of global peacefulness. The GPI report presents the most comprehensive data-driven analysis to date on the trends in peace, its economic value, and how to develop peaceful societies.

2017 RESULTS

THE WORLD HAS BECOME SLIGHTLY MORE PEACEFUL compared to the prior year, with an average increase in peacefulness of 0.28 per cent. While 93 countries had improved levels of peacefulness, compared to 63 that deteriorated, the gap between the most and least peaceful countries has grown.

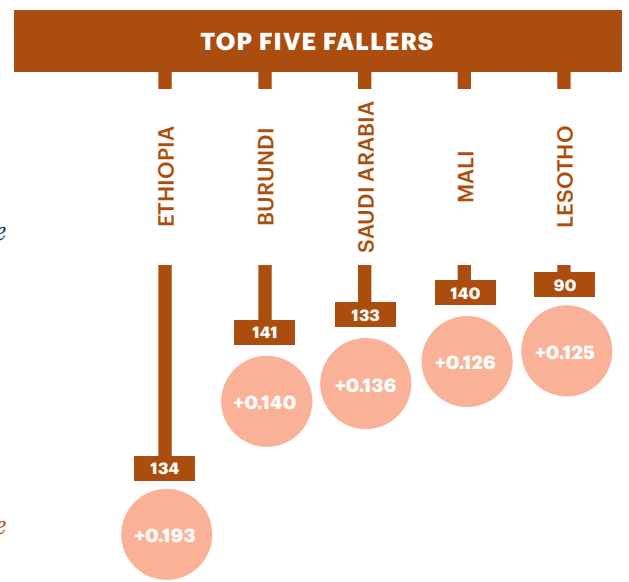


93

Countries became MORE PEACEFUL

68

Countries became LESS PEACEFUL



TRENDS IN THE LAST DECADE

THE LAST DECADE HAS SEEN A 2.14 PER CENT DECLINE IN GLOBAL PEACEFULNESS. Conflict in the Middle East and North Africa has been the main driver of this fall, leading to large increases in battle deaths, deaths from terrorism, and the number of refugees and IDPs in the world.

IMPROVEMENTS

72% of countries had a reduction in the armed forces rate

67% of countries had a drop in the homicide rate

65% of countries reduced military expenditure as % of GDP

NUMBER OF REFUGEES, IDPS, AND OTHERS OF CONCERN TO UNHCR HAS *doubled*.



63,912,700 in 2016



247%

INCREASE IN DEATHS FROM TERRORISM SINCE 2008

ECONOMIC IMPACT OF VIOLENCE

THE GLOBAL ECONOMIC IMPACT OF VIOLENCE WAS \$14.3 TRILLION PPP in 2016, equivalent to 12.6 per cent of global GDP.

VIOLENCE COSTS
12.6%
OF WORLD GDP



= \$5.40

**PER DAY, PER PERSON,
GLOBALLY**

↘ 1:16

**EVERY \$1 INVESTED IN
PEACEBUILDING CAN LEAD
TO A \$16 DECLINE IN THE
COST OF ARMED CONFLICT.**

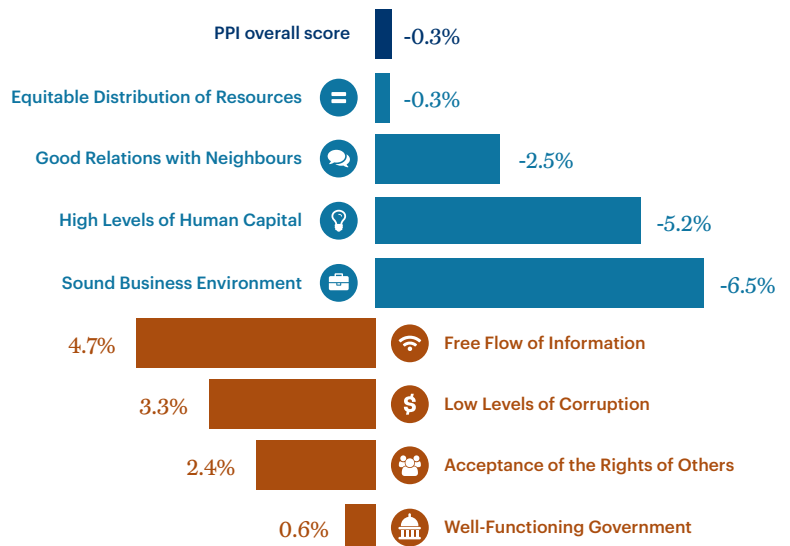
In the countries identified as being most at risk of falling into conflict by IEP's risk tool, actual peacebuilding funding is far below the optimum level of peacebuilding funding.

POSITIVE PEACE

Positive Peace is defined as the *attitudes, institutions and structures* that create and sustain peaceful societies.

Europe has been the world's most peaceful region for a decade, but Positive Peace is deteriorating in several countries and in key Pillars. Falls in Positive Peace can lead to internal tension and political instability.

PILLARS OF POSITIVE PEACE

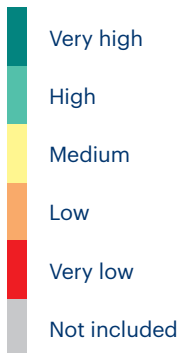


METHODOLOGY

The GPI measures the state of peace according to 23 qualitative and quantitative indicators. For the full methodology refer to the GPI 2017 report available at visionofhumanity.org

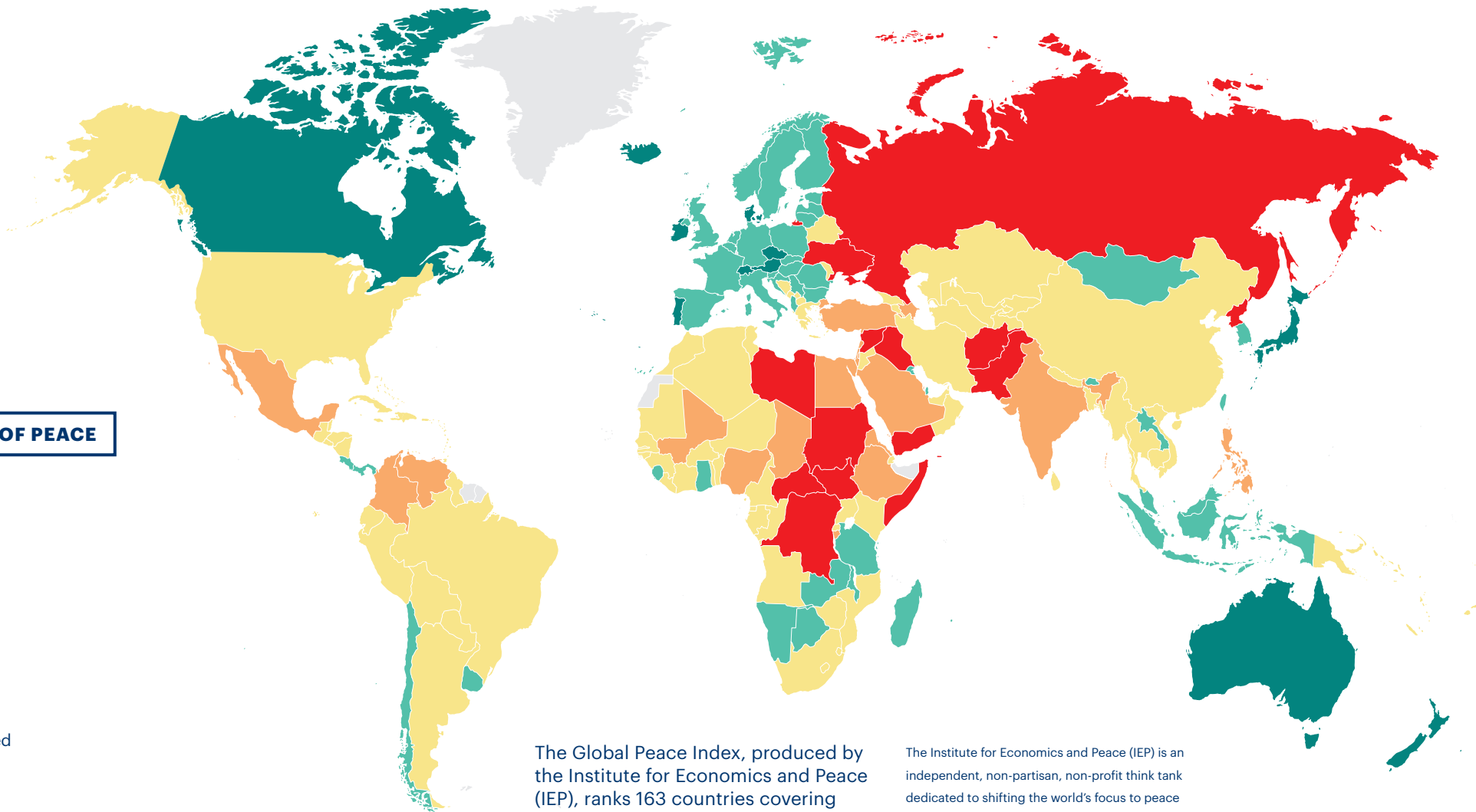
**INSTITUTE FOR
ECONOMICS
& PEACE**

THE STATE OF PEACE



GLOBAL PEACE INDEX 2017


A SNAPSHOT OF THE GLOBAL STATE OF PEACE



The Global Peace Index, produced by the Institute for Economics and Peace (IEP), ranks 163 countries covering 99.7% of the world's population. The Index gauges global peace using three domains: the level of safety and security in society, the extent of domestic or international conflict, and the degree of militarisation. It ranks countries according to 23 qualitative and quantitative indicators of peace.

The Institute for Economics and Peace (IEP) is an independent, non-partisan, non-profit think tank dedicated to shifting the world's focus to peace as a positive, achievable, and tangible measure of human well-being and progress.

IEP is headquartered in Sydney, with offices in New York, The Hague, Mexico City, Brussels and Harare. It works with a wide range of partners internationally and collaborates with intergovernmental organisations on measuring and communicating the economic value of peace.



GlobalPeaceIndex

@GlobPeaceIndex
@IndicedePaz

economicsandpeace.org

visionofhumanity.org

Join our conversation
on social media using:
#GPI2017

**INSTITUTE FOR
ECONOMICS
& PEACE**